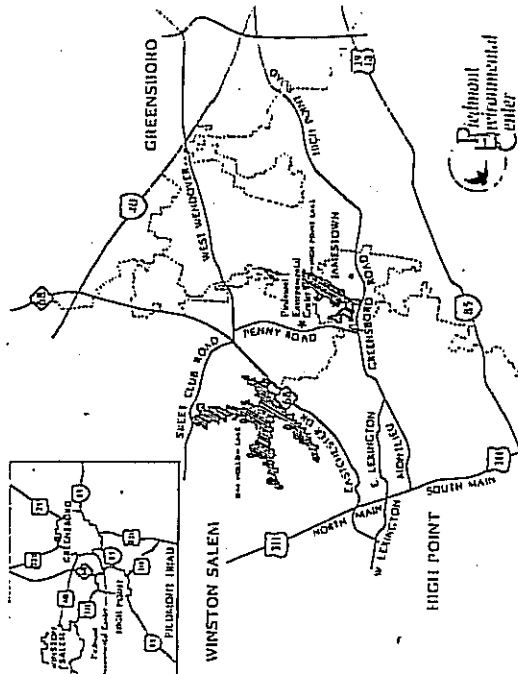




The Piedmont Environmental center can also help your troop or den fulfill requirements leading to specific badges. Ask at the front desk for more information or contact Amy at 883-8580 for more information.


### Directions to PEC



Piedmont Environmental Center  
 1220 Penny Road  
 High Point, NC  
 Phone (336) 883-8531  
 Fax (336) 883-8537



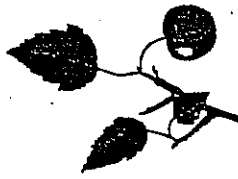
*Piedmont Environmental Center is a non-profit education organization. All program fees are recycled back into the community to support school programs, hiking trail access and state-wide environmental education programs. The mission of PEC is to provide programs and a place for people to learn, conserve and enjoy the natural world through hands-on experiences emphasizing the interrelated and fragile nature of life.*



About the Center...

Founded in 1972 by a group of citizens concerned about the environment and nature, Piedmont Environmental Center is based in High Point. Through a cooperative relationship with the City of High Point, the Center occupies 376 acres of City property, and operates hiking trails, programs, a 7000 square foot environmental education building and various services aimed at the general Triad population. In addition, PEC shares portions of the Guilford County Bicentennial Greenway and provides direct access to this regional trail.

PEC's main building was built of recycled materials. Building space includes an auditorium, a classroom for school and public programs, and a Nature Store offering bird seed, feeders, houses, field guides, and various nature oriented gifts and toys.



The Piedmont Environmental Center Scout Patch Program is designed to provide an overview of all the center offers. There is no fee to complete this patch program as a group, unless you choose to have a naturalist guide. Upon completion of the requirements a special PEC patch can be purchased from the Nature store for \$2.

## Piedmont Environmental Center Patch Program Requirements Girl Scouts - Boy Scouts

\*Daisies, Brownies, Bobcats, Wolves, Bears should complete 4 of the following:

\*Juniors and Webelos should complete 7 of the following:

\*Cadettes, Seniors, Tenderfoot should complete 10 of the following:

1. Plan a trip to the Piedmont Environmental Center (PEC). What do you need for a day of hiking and/or biking at the center? How should you dress? What should you bring? What do you think you will be doing?

If eating a picnic lunch, pack a green lunch. Use only items that are reusable, recyclable, or edible. We recycle aluminum cans, plastic # 1 & 2, and have a compost pile for fruit and veggie remains to be thrown in. Plan out what would be an "earth friendly" lunch—minimize any garbage, and pack it.

2. Visit the Mapscape exhibit. Explore the map and do the following:

1.) Find where you live on the Mapscape.

2.) Name and locate 2 European historical sites.

3.) Name and locate 2 Native American sites.

3. Using a field guide, learn to identify 10 different plants found at PEC.

4. Learn about the reptiles found in the area.

Sketch and name two reptiles that can be found at PEC.

5. Have an adventure. Attend one of our Naturalist guided public programs. We offer canoeing, backpacking, and other interpretive walks. Upcoming event calendars can be obtained at the front desk.

7. Visit the burned forest site on the North Preserve. What evidence of a burn can you find? How is it different from the non-burned sites? Find out why this site is burned?

8. Observe a live insect up close for 10 minutes. What is it doing? Does it react to noise? Movement? What senses does it seem to use? What does it do when it encounters other insects? Sketch your insect and record any observations.

9. Hike the Bicentennial Greenway path. What are some environmental issues you notice along the trail? Why are greenspaces like the Greenway important? Discuss what you notice.

10. Take a bike ride down the Bicentennial Greenway. Learn about proper bike safety.

11. Find a trail to hike and use a map to find your way. Create your own map as you go.

12. Learn about trail manners. Brainstorm what appropriate trail behaviors are. Create a list and follow these guidelines while on the trails today and always.

13. Talk to a naturalist. Learn what their job entails, what parts of it they like best, and how and why they became a naturalist.

14. Find 10 different animals or signs of animals, and record them.

Name: \_\_\_\_\_

\_\_\_\_\_ Girl Scout or \_\_\_\_\_ Boy Scout

Leader's signature: \_\_\_\_\_

Date patch completed: \_\_\_\_\_

Troop #: \_\_\_\_\_